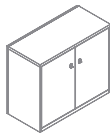


## LateralFile™ lodges

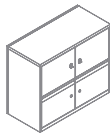
LateralFile™ lodges enable flexible personal storage to be integrated with general office storage. LateralFile™ lodges can be specified to include postal slots. One, Business Card Holder is supplied per door as standard. Shelves can be ordered separately.



L0824SABX2SXP



L0824SABXDXP

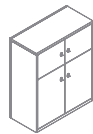


L0824SABXSPXP

800mm (31.5") wide, 470 (18.5") deep, 845mm high: All Steel, No Power, Barrel Lock		Price Group 64
code	description	
L0824SABX2SXP	4 Door, Steel, No power, Barrel Lock	
L0824SABXDXP	2 Door, Steel, No power, Barrel Lock	
L0824SABXSPXP	Personal Space bottom row, Steel, No power, Barrel Lock	



L0836SABX3SXP



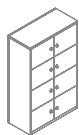
L0836SABXSDPX



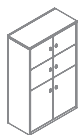
L0836SABXSPXP

800mm (31.5") wide, 470 (18.5") deep, 1225mm high: All Steel, No Power, Barrel Lock		Price Group 64
code	description	
L0836SABX3SXP	6 Door, Steel, No power, Barrel Lock	
L0836SABXSDXP	Single height, Double height, Steel, No power, Barrel Lock	
L0836SABX2SPXP	Personal Space bottom row, Steel, No power, Barrel Lock	

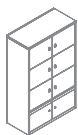
## LateralFile™ lodges



L0848SABX4SXP

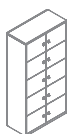


L0848SABX2SDXP



L0848SABX3SPXP

800mm (31.5") wide, 470 (18.5") deep, 1605mm high: All Steel, No Power, Barrel Lock		Price Group 64
code	description	
L0848SABX4SXP	8 Door, Steel, No power, Barrel Lock	
L0848SABX2SDXP	2 Rows of Single & 1 Row of Double Height, Steel, No power, Barrel Lock	
L0848SABX3SPXP	Personal Space bottom row, Steel, No power, Barrel Lock	



L0861SABX5SXP



L0861SABX3SDXP

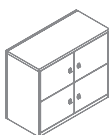


L0861SABXD3SXP

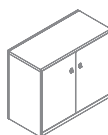


L0861SABX4SPXP

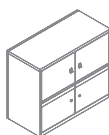
800mm (31.5") wide, 470 (18.5") deep, 1985mm high: All Steel, No Power, Barrel Lock		Price Group 64
code	description	
L0861SABX5SXP	10 Door, Steel, No power, Barrel Lock	
L0861SABX3SDXP	Row of Double Height at Bottom, Steel, No power, Barrel Lock	
L0861SABXD3SXP	Row of Double Height at Top, Steel, No power, Barrel Lock	
L0861SABX4SPXP	Personal Space bottom row, Steel, No power, Barrel Lock	



L1024SABX2SXP



L1024SABX1DXP

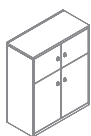


L1024SABXSPXP

1000mm (39.4") wide, 470 (18.5") deep, 845mm high: All Steel, Barrell Lock		Price Group 64
code	description	
L1024SABX2SXP	4 Door, Steel, No power, Barrel Lock	
L1024SABX1DXP	2 Door, Steel, No power, Barrel Lock	
L1024SABXSPXP	Personal Space bottom row, Steel, No power, Barrel Lock	



L1036SABX3SXP



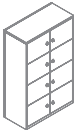
L1036SABXSDXP



L1036SABX2SPXP

1000mm (39.4") wide, 470 (18.5") deep, 1225mm high: All Steel, Barrell Lock		Price Group 64
code	description	
L1036SABX3SXP	6 Door, Steel, No power, Barrel Lock	
L1036SABXSDXP	Single height, Double height, Steel, No power, Barrel Lock	
L1036SABX2SPXP	Personal Space bottom row, Steel, No power, Barrel Lock	

## LateralFile™ lodges



L1048SABX4SXP

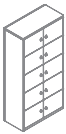


L1048SABX2SDXP

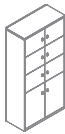


L1048SABX3SPXP

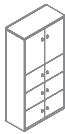
1000mm (39.4") wide, 470 (18.5") deep, 1605mm high: All Steel, Barrell Lock Price Group 64	
code	description
L1048SABX4SXP	8 Door, Steel, No power, Barrel Lock
L1048SABX2SDXP	2 Rows of Single height, 1 Row of Double height, Steel, No power, Barrel Lock
L1048SABX3SPXP	Personal Space bottom row, Steel, No power, Barrel Lock



L1061SABX5SXP



L1061SABX3SDXP



L1061SABXD3SXP



L1061SABX4SPXP

1000mm (39.4") wide, 470 (18.5") deep, 1985mm high: All Steel, Barrell Lock Price Group 64	
code	description
L1061SABX5SXP	10 Door, Steel, No power, Barrel Lock
L1061SABX3SDXP	Row of Double Height at Bottom, Steel, No power, Barrel Lock
L1061SABXD3SXP	Row of Double Height at Top, Steel, No power, Barrel Lock
L1061SABX4SPXP	Personal Space bottom row, Steel, No power, Barrel Lock

### Code Changes, Enhancements And Accessories

description
To include a postal slot please change the 9th character from X to M
To change to all wooden doors change the 6th character from S to W
To change to acoustic doors change the 6th character from S to A
To change to a mix of wood and steel doors change the 6th character from S to M and speak to your sales representative to discuss layout.
To change lock type to mechanical change 7th and 8th character from AB to M1.
To change lock type to electronic change 7th and 8th character from AB to E4. ***additional prices apply for keys
To change lock type to RFID change 7th and 8th character from AB to RF and speak to your sales representative.
To include PIN plug change last 2 characters from XP to 1P
To include USB Plug change last 2 characters from XP to 4P
800 wide left handed shelf use code SL04LHPS
800 wide right handed shelf use code SL04RHPS
1000 wide left handed shelf use code SL05LHPS
1000 wide right handed shelf use code SL05RHPS

All wood grains will be vertical on this product  
 Always specify closure layout from the top down, personal space will always be located 1 row at the bottom.  
 Business card holders come as standard.

# LateralFile™ lodges

1 2 3 4 5 6 7 8 9 10 11 12 13 14  
L 0 8 6 1 S E 4 X 3 S D 1 P

## 1 Product Identifier

A character defining the code that follows relates to the new BLF lodge range.

L = New Style BLF Lodge

## 2 & 3 Product Width

Two characters denoting the unit width.

08 = 800mm (31.5") Wide

10 = 1000mm (39.4") Wide

## 4 & 5 Product Height

The next two characters denote the Bisley Lateral File Mod height.

24= 845mm (Plus 24mm of levelling 869mm highest position).

36= 1225mm (Plus 24mm of levelling 1249mm highest position).

48= 1605mm (Plus 24mm of levelling 1629mm highest position).

61= 1985mm (Plus 24mm of levelling 2009mm highest position).

## 6 Closure Finish

S = All steel enclosures

W = All wooden enclosures

A = Acoustic enclosures.

M = Mixed Finish (speak to your sales representative to discuss layouts)

## 7 & 8 Closure Locks

What locks are featured on the closures.

AB = AB Series Lock

M1 = M1 Lock

E4 = Digilock Key Pad Lock

RF = Digilock RFID Lock

## 9 Post Slot

Do the unit closures feature postal slots?

M = Post Slots

X = No Post Slots

## 10, 11 & 12 Closure Layout

The next three characters give you an idea of the unit's configuration.

S = Single Door, D = Double Door, P = Personal Space.

24 = 2S (2 rows of single height doors), D (1 row of double height doors) or

SP (1 row of single height doors and one row of personal space drawers)

36 = 3S, 2SP or SD

48 = 4S, 2SD, or 3SP

61 = 5S, 3SD or D3S, 4SP

## 13 & 14 (or last two digits of code) Power Supply

Whether the unit contains a power supply will be denoted in the last two characters.

XP = No Power 4P = USB Power UK

1P = U.K Power 5P = USB Power USA

2P = U.S Power 6P = USB Power EU

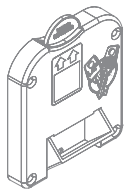
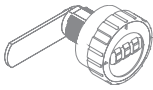
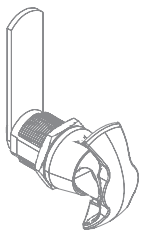
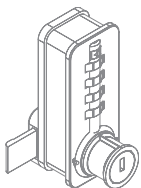


3P = Power EU

\* Always specify closure layout from the top down, personal space will always be located 1 row at the bottom.

\*\*Business card holders come as standard.

\*\*\* For additional options please speak to your sales representative

# Locks

description	feature	benefit	Warranty Period	2 Door BLF	LateralFile™ Lodges (doors only)	Drawer BLF	Flipper BLF	2 Door SYS	Drawer SYS	Flipper SYS	Pedestal BIP	Pedestal Note™	MonoBloc™	CLK	SystemFile™ Lodge	Be Lodges
 coin return lock	Full wet area tested <ul style="list-style-type: none"> <li>• High quality brass pin tumbler barrel</li> <li>• High strength nickel silver key</li> <li>• Coin return tray as standard</li> <li>• Escutcheon available</li> <li>• Comprehensive range of coins or tokens</li> <li>• Industry standard footprint</li> </ul>	For primary use in personal lockers sited in wet or dry area "open access" environments, this coinlock can be specified to operate with a comprehensive range of coins or tokens and encourages the user to return their key and therefore release the locker for use by others.	5 years											✓		
 plastic locker combination lock	Compact 3 digit mechanical combination lock with simple code change and code finding functions. <ul style="list-style-type: none"> <li>• 3 wheeled programmable combination lock, code find capability by using a shim</li> <li>• Low cost option</li> </ul>	It has industry standard panel piercing size and is suitable for panel widths of up to 12mm. <ul style="list-style-type: none"> <li>• Body size: 44mm diameter</li> <li>• 20mm body, fitted with cam 7240853 locked at 9:00, cranked away. 90 degree clockwise movement</li> </ul>	5 years									✓	✓			
 latch lock	<ul style="list-style-type: none"> <li>• Latch Lock for many applications</li> <li>• Uses 6-7mm hasp padlock</li> <li>• Handle turns freely with padlock in place</li> <li>• Cam cannot be turned with padlock in place</li> <li>• Push in handle to engage cam motion</li> <li>• 90° Engaged movement</li> <li>• Optional cam specification</li> <li>• Chrome finish</li> <li>• Attractive size</li> <li>• Padlock not included</li> </ul>	Locker Latch Lock REF: 4428-702 <ul style="list-style-type: none"> <li>• Low cost option</li> <li>• Please note; this lock does not include pad lock</li> <li>• Commonly used on locker units - person can bring own padlock to secure unit</li> </ul>	5 years									✓	✓			
 M1 (mechanical combination lock)	<ul style="list-style-type: none"> <li>• Automatic 0000 scramble feature to hide users code once opened</li> <li>• Management key over ride</li> <li>• Established product and comprehensive applications available (cams, bolts, locking rods, sliding door). European sourced - Delivery TBC</li> <li>• Available in horizontal and vertical orientations</li> </ul>		2 years	✓						*	*				✓	
 E4 Digital Combination Lock	<ul style="list-style-type: none"> <li>• Keypad operation</li> <li>• Brushed Nickel Finish</li> <li>• Visible and auditable indicators</li> </ul>	<ul style="list-style-type: none"> <li>• Benefits are</li> <li>• Simple Installation</li> <li>• Customisable settings</li> </ul>	3 years	✓								✓	✓	✓	✓	
 RF1 RFID Lock	<ul style="list-style-type: none"> <li>• Brushed Nickel Finish</li> <li>• Visible and auditable indicators</li> <li>• Manage with electronic keys or mobile device</li> </ul>	<ul style="list-style-type: none"> <li>• Simple Installation</li> <li>• Customisable settings</li> </ul>	3 years	✓												✓
		Programming & Managers Key Starter Pack (must be specified with every order)														
		Programming & Managers Key Starter Pack (must be specified with every order)														

\* Needs to be flush front doors

## Locks

combination security locking bar (factory fitted) - for added security			Price Group 64
	codes*	carcase sizes	
	08C20, 09C20, 10C20, 08C30, 09C30, 10C30, 08C40, 10C40	08S20, 09S20, 10S20, 08S30, 09S30, 10S30, 08S40, 10S40	
<p>Replace 3rd letter C with S e.g. 08C30.3HQ 08S30.3HQ</p> <p>*Digital combination locking bars are factory fitted.</p>			

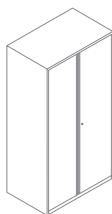
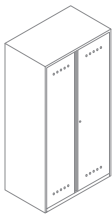
individually locking closures - available with lateral file combination units only	Price Group 64
<p>Replace 3rd letter C with L e.g. 08C30.3HQ 08L30.3HQ</p> <p>It is recommended that security drawer divider plates are specified for complete drawer security. These are now factory fitted on request.</p> <p>Speak to your Bisley sales manager for possible configurations/codes.</p>	

### Safety Warning

It is recommended that all cabinets below 1300mm high should be fitted with a counterbalance if any pull-out elements are fitted.

## LateralFile™ specialist - coat cupboards

Complementary BLF coat cupboards are available at selected heights and widths and are supplied complete with a side-to-side coat rail and shelf.

coat cupboards 600mm (23.6") deep				Price Group 64
internals	code	description	height mm	width mm
	08CTCPD54	coat cupboard with rail & shelf	1795 (70.7")	800 (31.5")
	09CTCPD54			900 (35.4")
	10CTCPD54		1947 (76.6")	1000 (39.4")
	08CTCPD60			800 (31.5")
	09CTCPD60	ventilated coat cupboard with rail & shelf	1795 (70.7")	900 (35.4")
	10CTCPD60			1000 (39.4")
	V08CTCPD54		1947 (76.6")	800 (31.5")
	V09CTCPD54			900 (35.4")
	V10CTCPD54	basic shelf for coat cupboards	1795 (70.7")	1000 (39.4")
	V08CTCPD60			800 (31.5")
	V09CTCPD60		1947 (76.6")	900 (35.4")
	V10CTCPD60			1000 (39.4")
	CTCSH086PS	coat rail with shelf		800 (31.5")
	CTCSH096PS			900 (35.4")
	CTCSH106PS			1000 (39.4")
	BICC08CRSTSPS	captive coat hangers (pack of 4)	-	800 (31.5")
	BICC09CRSTSPS			900 (35.4")
	BICC10CRSTSPS			1000 (39.4")
	CAPCHP4PS			

All internals are supplied in BLACK (except plastic shelf dividers & pigeon hole set supplied in translucent plastic)  
600 mm (23.6") deep coat cupboards will be assembled using SystemFile™ carcasses

### notes

**Omega Ekspres SIA**

LV40003402577

Biroja adrese: Lāčplēša 125, LV-1003, Rīga

**www.city-office.lv**

info@city-office.lv