

## saar SM BS 3x1


### Function and nobility

A system of industrial shelves with a geometric construction that can be varied with seats, shelves and other accessories. These elements change the function of the furniture, giving it a unique form. Saar is an extremely functional system for an office or reception, impresses with careful workmanship, attention to every detail and the use of durable and noble materials.

### Saar modules

You can create racks by yourself from vertical and horizontal frames and accessories: seats, shelves, boxes, acoustic panels, boards and hangers. A wide range of varnishes, laminates and upholstery fabrics allows you to design an individual and functional product.

This collection was created by a Polish designer **Krzysztof Sarnowski**, a graduate the University of Arts in Poznan. He is fascinated by modularity, ergonomics, usability and Scandinavian minimalism.



## SM BS 3x1 / Technical data

● Standard ○ Option

### Base

Powder coated (RAL colors structure: 7024S, 7045S, 7047S, 9005S, 9003S) ●

### Feet

Adjustable feet TK ●

Adjustable feet with felt lining TF ○

### Wall hanging / fixing system

Fixing kit for screwing the shelvin unit to the wall (without screws\*)



\* Sets with a height of 3-5 modules require screwing to the wall or floor. Different wall types require different types of fixing; always use bolts and screws suitable for the wall type.

## Accessories

Shelf (laminated board or finger joint solid oak wood)	<b>SM SF</b>
Box (laminated board or finger joint solid oak wood)	<b>SM CH1</b>
Window open from both sides (laminated board or finger joint solid oak wood)	<b>SM WW</b>
Window closed on one side (laminated board or finger joint solid oak wood)	<b>SM WWB</b>
Scupboard with door (T - without lock, K - key lock, S - electronic combination lock)	<b>SM WWD</b>
Hanger (powder coated in the color of the base)	<b>SM HG</b>

## Seats (available in various sizes)

Hard seats (laminated board or finger joint solid oak wood)	<b>SM PF</b>
Soft seats (upholstered)	<b>SM PF S</b>

## Panels and boards (available in various sizes)

Hard panels (laminated board or finger joint solid oak wood)	<b>SM PH</b>
Acoustic panels (upholstered)	<b>SM PA</b>
TV mounting panels	<b>SM TV</b>
Dry erase magnetic board	<b>SM MB</b>

Sets with a height of 5 modules are delivered dismantled.

Please check in advance if the product dimension matches the dimensions of the elevator and the entrance to the building where the product will be installed.

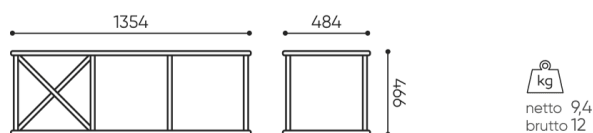
## SM BS 3x1 / Dimensions

Dimensions are approximate and may vary depending on the selected product configuration. The requirements of the standard are always met.


height: overall dimensions **H**

width: overall dimensions **W**

epth: overall dimensions **L**



SM BS 3X1



## saar SM BS 3x3

### Function and nobility

A system of industrial shelves with a geometric construction that can be varied with seats, shelves and other accessories. These elements change the function of the furniture, giving it a unique form. Saar is an extremely functional system for an office or reception, impresses with careful workmanship, attention to every detail and the use of durable and noble materials.

### Saar modules

You can create racks by yourself from vertical and horizontal frames and accessories: seats, shelves, boxes, acoustic panels, boards and hangers. A wide range of varnishes, laminates and upholstery fabrics allows you to design an individual and functional product.

This collection was created by a Polish designer **Krzysztof Sarnowski**, a graduate of the University of Arts in Poznan. He is fascinated by modularity, ergonomics, usability and Scandinavian minimalism.



## SM BS 3x3 / Technical data

● Standard ○ Option

### Base

Powder coated (RAL colors structure: 7024S, 7045S, 7047S, 9005S, 9003S) ●

### Feet

Adjustable feet TK ●

Adjustable feet with felt lining TF ○

### Wall hanging / fixing system

Fixing kit for screwing the shelvin unit to the wall (without screws\*)



\* Sets with a height of 3-5 modules require screwing to the wall or floor. Different wall types require different types of fixing; always use bolts and screws suitable for the wall type.

## Accessories

Shelf (laminated board or finger joint solid oak wood)	<b>SM SF</b>
Box (laminated board or finger joint solid oak wood)	<b>SM CH1</b>
Window open from both sides (laminated board or finger joint solid oak wood)	<b>SM WW</b>
Window closed on one side (laminated board or finger joint solid oak wood)	<b>SM WWB</b>
Scupboard with door (T - without lock, K - key lock, S - electronic combination lock)	<b>SM WWD</b>
Hanger (powder coated in the color of the base)	<b>SM HG</b>

## Seats (available in various sizes)

Hard seats (laminated board or finger joint solid oak wood)	<b>SM PF</b>
Soft seats (upholstered)	<b>SM PF S</b>

## Panels and boards (available in various sizes)

Hard panels (laminated board or finger joint solid oak wood)	<b>SM PH</b>
Acoustic panels (upholstered)	<b>SM PA</b>
TV mounting panels	<b>SM TV</b>
Dry erase magnetic board	<b>SM MB</b>

Sets with a height of 5 modules are delivered dismantled.

Please check in advance if the product dimension matches the dimensions of the elevator and the entrance to the building where the product will be installed.

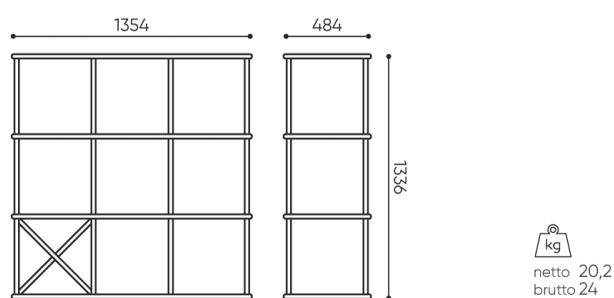
## SM BS 3x3 / Dimensions

Dimensions are approximate and may vary depending on the selected product configuration. The requirements of the standard are always met.


height: overall dimensions **H**

width: overall dimensions **W**

epth: overall dimensions **L**



SM BS 3X3



## saar SM BS 3x5

### Function and nobility

A system of industrial shelves with a geometric construction that can be varied with seats, shelves and other accessories. These elements change the function of the furniture, giving it a unique form. Saar is an extremely functional system for an office or reception, impresses with careful workmanship, attention to every detail and the use of durable and noble materials.

### Saar modules

You can create racks by yourself from vertical and horizontal frames and accessories: seats, shelves, boxes, acoustic panels, boards and hangers. A wide range of varnishes, laminates and upholstery fabrics allows you to design an individual and functional product.

This collection was created by a Polish designer **Krzysztof Sarnowski**, a graduate of the University of Arts in Poznan. He is fascinated by modularity, ergonomics, usability and Scandinavian minimalism.



## SM BS 3x5 / Technical data

● Standard ○ Option

### Base

Powder coated (RAL colors structure: 7024S, 7045S, 7047S, 9005S, 9003S) ●

### Feet

Adjustable feet TK ●

Adjustable feet with felt lining TF ○

### Wall hanging / fixing system

Fixing kit for screwing the shelvin unit to the wall (without screws\*)



\* Sets with a height of 3-5 modules require screwing to the wall or floor. Different wall types require different types of fixing; always use bolts and screws suitable for the wall type.

## Accessories

Shelf (laminated board or finger joint solid oak wood)	<b>SM SF</b>
Box (laminated board or finger joint solid oak wood)	<b>SM CH1</b>
Window open from both sides (laminated board or finger joint solid oak wood)	<b>SM WW</b>
Window closed on one side (laminated board or finger joint solid oak wood)	<b>SM WWB</b>
Scupboard with door (T - without lock, K - key lock, S - electronic combination lock)	<b>SM WWD</b>
Hanger (powder coated in the color of the base)	<b>SM HG</b>

## Seats (available in various sizes)

Hard seats (laminated board or finger joint solid oak wood)	<b>SM PF</b>
Soft seats (upholstered)	<b>SM PF S</b>

## Panels and boards (available in various sizes)

Hard panels (laminated board or finger joint solid oak wood)	<b>SM PH</b>
Acoustic panels (upholstered)	<b>SM PA</b>
TV mounting panels	<b>SM TV</b>
Dry erase magnetic board	<b>SM MB</b>

Sets with a height of 5 modules are delivered dismantled.

Please check in advance if the product dimension matches the dimensions of the elevator and the entrance to the building where the product will be installed.



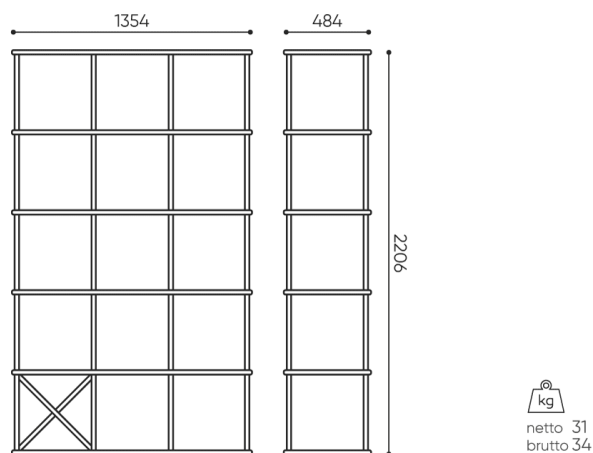
## SM BS 3x5 / Dimensions

Dimensions are approximate and may vary depending on the selected product configuration. The requirements of the standard are always met.


height: overall dimensions **H**

width: overall dimensions **W**

epth: overall dimensions **L**



SM BS 3X5



## saar SM BS 4x3

### Function and nobility

A system of industrial shelves with a geometric construction that can be varied with seats, shelves and other accessories. These elements change the function of the furniture, giving it a unique form. Saar is an extremely functional system for an office or reception, impresses with careful workmanship, attention to every detail and the use of durable and noble materials.

### Saar modules

You can create racks by yourself from vertical and horizontal frames and accessories: seats, shelves, boxes, acoustic panels, boards and hangers. A wide range of varnishes, laminates and upholstery fabrics allows you to design an individual and functional product.

This collection was created by a Polish designer **Krzysztof Sarnowski**, a graduate the University of Arts in Poznan. He is fascinated by modularity, ergonomics, usability and Scandinavian minimalism.



## SM BS 4x3 / Technical data

● Standard ○ Option

### Base

Powder coated (RAL colors structure: 7024S, 7045S, 7047S, 9005S, 9003S) ●

### Feet

Adjustable feet TK ●

Adjustable feet with felt lining TF ○

### Wall hanging / fixing system

Fixing kit for screwing the shelvin unit to the wall (without screws\*)



\* Sets with a height of 3-5 modules require screwing to the wall or floor. Different wall types require different types of fixing; always use bolts and screws suitable for the wall type.

## Accessories

Shelf (laminated board or finger joint solid oak wood)	<b>SM SF</b>
Box (laminated board or finger joint solid oak wood)	<b>SM CH1</b>
Window open from both sides (laminated board or finger joint solid oak wood)	<b>SM WW</b>
Window closed on one side (laminated board or finger joint solid oak wood)	<b>SM WWB</b>
Scupboard with door (T - without lock, K - key lock, S - electronic combination lock)	<b>SM WWD</b>
Hanger (powder coated in the color of the base)	<b>SM HG</b>

## Seats (available in various sizes)

Hard seats (laminated board or finger joint solid oak wood)	<b>SM PF</b>
Soft seats (upholstered)	<b>SM PF S</b>

## Panels and boards (available in various sizes)

Hard panels (laminated board or finger joint solid oak wood)	<b>SM PH</b>
Acoustic panels (upholstered)	<b>SM PA</b>
TV mounting panels	<b>SM TV</b>
Dry erase magnetic board	<b>SM MB</b>

Sets with a height of 5 modules are delivered dismantled.

Please check in advance if the product dimension matches the dimensions of the elevator and the entrance to the building where the product will be installed.

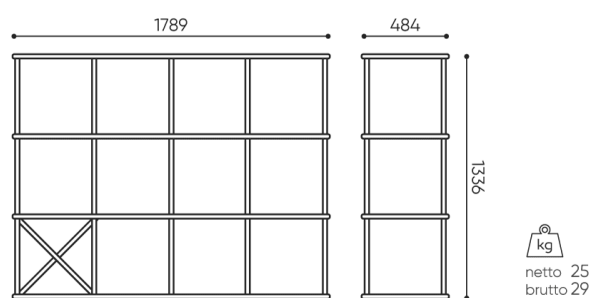
## SM BS 4x3 / Dimensions

Dimensions are approximate and may vary depending on the selected product configuration. The requirements of the standard are always met.

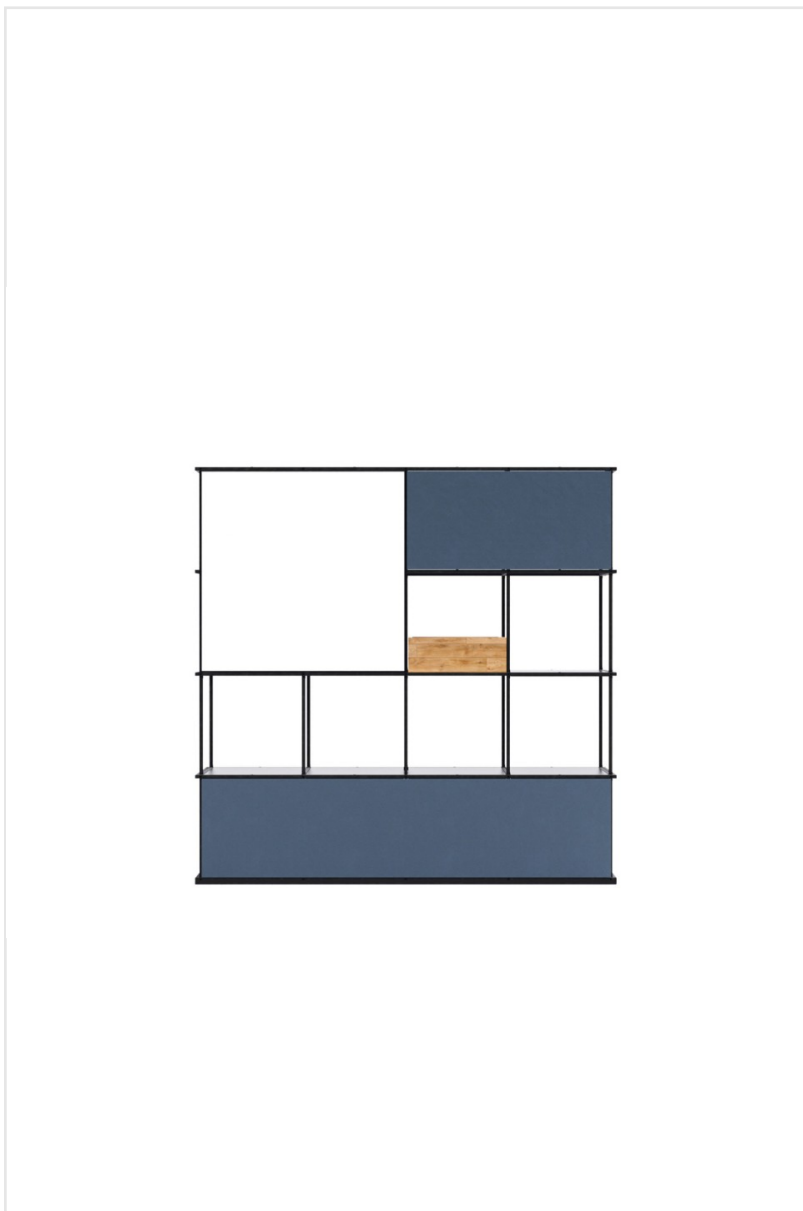
height: overall dimensions **H**

width: overall dimensions **W**

epth: overall dimensions **L**



SM BS 4X3



## saar SM BS 4x4

### Function and nobility

A system of industrial shelves with a geometric construction that can be varied with seats, shelves and other accessories. These elements change the function of the furniture, giving it a unique form. Saar is an extremely functional system for an office or reception, impresses with careful workmanship, attention to every detail and the use of durable and noble materials.

### Saar modules

You can create racks by yourself from vertical and horizontal frames and accessories: seats, shelves, boxes, acoustic panels, boards and hangers. A wide range of varnishes, laminates and upholstery fabrics allows you to design an individual and functional product.

This collection was created by a Polish designer **Krzysztof Sarnowski**, a graduate the University of Arts in Poznan. He is fascinated by modularity, ergonomics, usability and Scandinavian minimalism.



## SM BS 4x4 / Technical data

● Standard ○ Option

### Base

Powder coated (RAL colors structure: 7024S, 7045S, 7047S, 9005S, 9003S) ●

### Feet

Adjustable feet TK ●

Adjustable feet with felt lining TF ○

### Wall hanging / fixing system

Fixing kit for screwing the shelvin unit to the wall (without screws\*)



\* Sets with a height of 3-5 modules require screwing to the wall or floor. Different wall types require different types of fixing; always use bolts and screws suitable for the wall type.

## Accessories

Shelf (laminated board or finger joint solid oak wood)	<b>SM SF</b>
Box (laminated board or finger joint solid oak wood)	<b>SM CH1</b>
Window open from both sides (laminated board or finger joint solid oak wood)	<b>SM WW</b>
Window closed on one side (laminated board or finger joint solid oak wood)	<b>SM WWB</b>
Scupboard with door (T - without lock, K - key lock, S - electronic combination lock)	<b>SM WWD</b>
Hanger (powder coated in the color of the base)	<b>SM HG</b>

## Seats (available in various sizes)

Hard seats (laminated board or finger joint solid oak wood)	<b>SM PF</b>
Soft seats (upholstered)	<b>SM PF S</b>

## Panels and boards (available in various sizes)

Hard panels (laminated board or finger joint solid oak wood)	<b>SM PH</b>
Acoustic panels (upholstered)	<b>SM PA</b>
TV mounting panels	<b>SM TV</b>
Dry erase magnetic board	<b>SM MB</b>

Sets with a height of 5 modules are delivered dismantled.

Please check in advance if the product dimension matches the dimensions of the elevator and the entrance to the building where the product will be installed.

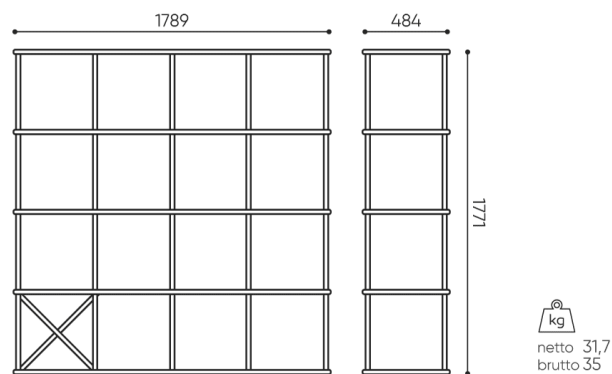
## SM BS 4x4 / Dimensions

Dimensions are approximate and may vary depending on the selected product configuration. The requirements of the standard are always met.

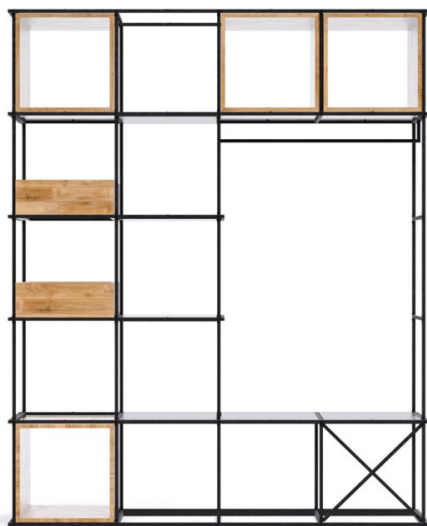
height: overall dimensions **H**

width: overall dimensions **W**

epth: overall dimensions **L**



SM BS 4X4



## saar SM CS 4x5

### Function and nobility

A system of industrial shelves with a geometric construction that can be varied with seats, shelves and other accessories. These elements change the function of the furniture, giving it a unique form. Saar is an extremely functional system for an office or reception, impresses with careful workmanship, attention to every detail and the use of durable and noble materials.

### Saar modules

You can create racks by yourself from vertical and horizontal frames and accessories: seats, shelves, boxes, acoustic panels, boards and hangers. A wide range of varnishes, laminates and upholstery fabrics allows you to design an individual and functional product.

This collection was created by a Polish designer **Krzysztof Sarnowski**, a graduate of the University of Arts in Poznań. He is fascinated by modularity, ergonomics, usability and Scandinavian minimalism.



## SM CS 4x5 / Technical data

● Standard ○ Option

### Base

Powder coated (RAL colors structure: 7024S, 7045S, 7047S, 9005S, 9003S) ●

### Feet

Adjustable feet TK ●

Adjustable feet with felt lining TF ○

### Wall hanging / fixing system



Fixing kit for screwing the shelvin unit to the wall (without screws\*)



\* Sets with a height of 3-5 modules require screwing to the wall or floor. Different wall types require different types of fixing; always use bolts and screws suitable for the wall type.

## Accessories

Shelf (laminated board or finger joint solid oak wood)	<b>SM SF</b>
Box (laminated board or finger joint solid oak wood)	<b>SM CH1</b>
Window open from both sides (laminated board or finger joint solid oak wood)	<b>SM WW</b>
Window closed on one side (laminated board or finger joint solid oak wood)	<b>SM WWB</b>
Scupboard with door (T - without lock, K - key lock, S - electronic combination lock)	<b>SM WWD</b>
Hanger (powder coated in the color of the base)	<b>SM HG</b>

## Seats (available in various sizes)

Hard seats (laminated board or finger joint solid oak wood)	<b>SM PF</b>
Soft seats (upholstered)	<b>SM PF S</b>

## Panels and boards (available in various sizes)

Hard panels (laminated board or finger joint solid oak wood)	<b>SM PH</b>
Acoustic panels (upholstered)	<b>SM PA</b>
TV mounting panels	<b>SM TV</b>
Dry erase magnetic board	<b>SM MB</b>

Sets with a height of 5 modules are delivered dismantled.

Please check in advance if the product dimension matches the dimensions of the elevator and the entrance to the building where the product will be installed.

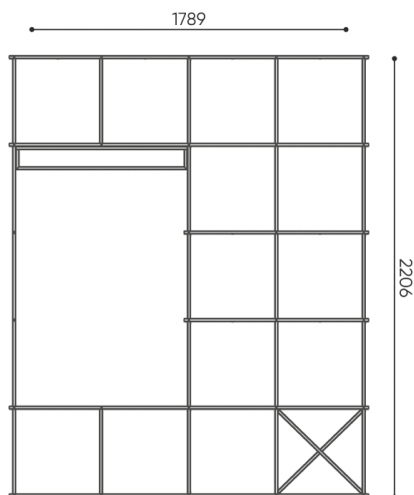
## SM CS 4x5 / Dimensions

Dimensions are approximate and may vary depending on the selected product configuration. The requirements of the standard are always met.

height: overall dimensions **H**

width: overall dimensions **W**

epth: overall dimensions **L**



SM CS 4X5



## saar SM BS 5x5

### Function and nobility

A system of industrial shelves with a geometric construction that can be varied with seats, shelves and other accessories. These elements change the function of the furniture, giving it a unique form. Saar is an extremely functional system for an office or reception, impresses with careful workmanship, attention to every detail and the use of durable and noble materials.

### Saar modules

You can create racks by yourself from vertical and horizontal frames and accessories: seats, shelves, boxes, acoustic panels, boards and hangers. A wide range of varnishes, laminates and upholstery fabrics allows you to design an individual and functional product.

This collection was created by a Polish designer **Krzysztof Sarnowski**, a graduate the University of Arts in Poznan. He is fascinated by modularity, ergonomics, usability and Scandinavian minimalism.



## SM BS 5x5 / Technical data

● Standard ○ Option

### Base

Powder coated (RAL colors structure: 7024S, 7045S, 7047S, 9005S, 9003S) ●

### Feet

Adjustable feet TK ●

Adjustable feet with felt lining TF ○

### Wall hanging / fixing system

Fixing kit for screwing the shelvin unit to the wall (without screws\*)



\* Sets with a height of 3-5 modules require screwing to the wall or floor. Different wall types require different types of fixing; always use bolts and screws suitable for the wall type.

## Accessories

Shelf (laminated board or finger joint solid oak wood)	<b>SM SF</b>
Box (laminated board or finger joint solid oak wood)	<b>SM CH1</b>
Window open from both sides (laminated board or finger joint solid oak wood)	<b>SM WW</b>
Window closed on one side (laminated board or finger joint solid oak wood)	<b>SM WWB</b>
Scupboard with door (T - without lock, K - key lock, S - electronic combination lock)	<b>SM WWD</b>
Hanger (powder coated in the color of the base)	<b>SM HG</b>

## Seats (available in various sizes)

Hard seats (laminated board or finger joint solid oak wood)	<b>SM PF</b>
Soft seats (upholstered)	<b>SM PF S</b>

## Panels and boards (available in various sizes)

Hard panels (laminated board or finger joint solid oak wood)	<b>SM PH</b>
Acoustic panels (upholstered)	<b>SM PA</b>
TV mounting panels	<b>SM TV</b>
Dry erase magnetic board	<b>SM MB</b>

Sets with a height of 5 modules are delivered dismantled.

Please check in advance if the product dimension matches the dimensions of the elevator and the entrance to the building where the product will be installed.

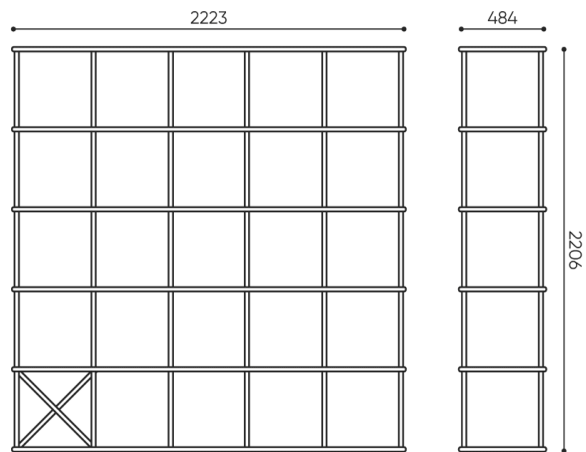
## SM BS 5x5 / Dimensions

Dimensions are approximate and may vary depending on the selected product configuration. The requirements of the standard are always met.

height: overall dimensions **H**


width: overall dimensions **W**

epth: overall dimensions **L**



kg  
netto 45,8  
brutto 50

SM BS 5X5



## saar SM SS 5x5

### Function and nobility

A system of industrial shelves with a geometric construction that can be varied with seats, shelves and other accessories. These elements change the function of the furniture, giving it a unique form. Saar is an extremely functional system for an office or reception, impresses with careful workmanship, attention to every detail and the use of durable and noble materials.

### Saar modules

You can create racks by yourself from vertical and horizontal frames and accessories: seats, shelves, boxes, acoustic panels, boards and hangers. A wide range of varnishes, laminates and upholstery fabrics allows you to design an individual and functional product.

This collection was created by a Polish designer **Krzysztof Sarnowski**, a graduate of the University of Arts in Poznan. He is fascinated by modularity, ergonomics, usability and Scandinavian minimalism.



## SM SS 5x5 / Technical data

● Standard ○ Option

### Base

Powder coated (RAL colors structure: 7024S, 7045S, 7047S, 9005S, 9003S) ●

### Feet

Adjustable feet TK ●

Adjustable feet with felt lining TF ○

### Wall hanging / fixing system

Fixing kit for screwing the shelvin unit to the wall (without screws\*)



\* Sets with a height of 3-5 modules require screwing to the wall or floor. Different wall types require different types of fixing; always use bolts and screws suitable for the wall type.

## Accessories

Shelf (laminated board or finger joint solid oak wood)	<b>SM SF</b>
Box (laminated board or finger joint solid oak wood)	<b>SM CH1</b>
Window open from both sides (laminated board or finger joint solid oak wood)	<b>SM WW</b>
Window closed on one side (laminated board or finger joint solid oak wood)	<b>SM WWB</b>
Scupboard with door (T - without lock, K - key lock, S - electronic combination lock)	<b>SM WWD</b>
Hanger (powder coated in the color of the base)	<b>SM HG</b>

## Seats (available in various sizes)

Hard seats (laminated board or finger joint solid oak wood)	<b>SM PF</b>
Soft seats (upholstered)	<b>SM PF S</b>

## Panels and boards (available in various sizes)

Hard panels (laminated board or finger joint solid oak wood)	<b>SM PH</b>
Acoustic panels (upholstered)	<b>SM PA</b>
TV mounting panels	<b>SM TV</b>
Dry erase magnetic board	<b>SM MB</b>

Sets with a height of 5 modules are delivered dismantled.

Please check in advance if the product dimension matches the dimensions of the elevator and the entrance to the building where the product will be installed.

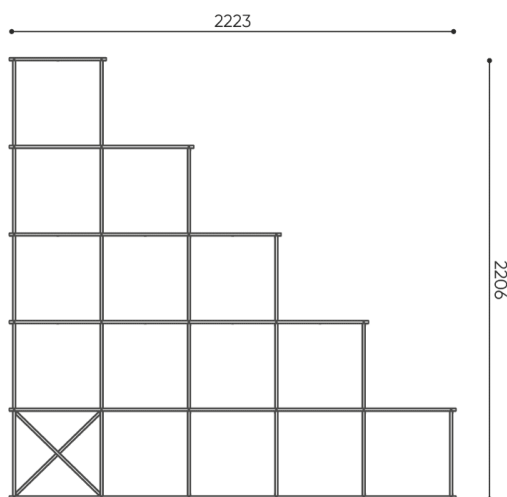
## SM SS 5x5 / Dimensions

Dimensions are approximate and may vary depending on the selected product configuration. The requirements of the standard are always met.

height: overall dimensions **H**

width: overall dimensions **W**

epth: overall dimensions **L**



SM SS 5X5

**Omega Ekspress SIA**

LV40003402577

Biroja adrese: Lāčplēša 125, LV-1003, Rīga

**[www.city-office.lv](http://www.city-office.lv)**

[info@city-office.lv](mailto:info@city-office.lv)